

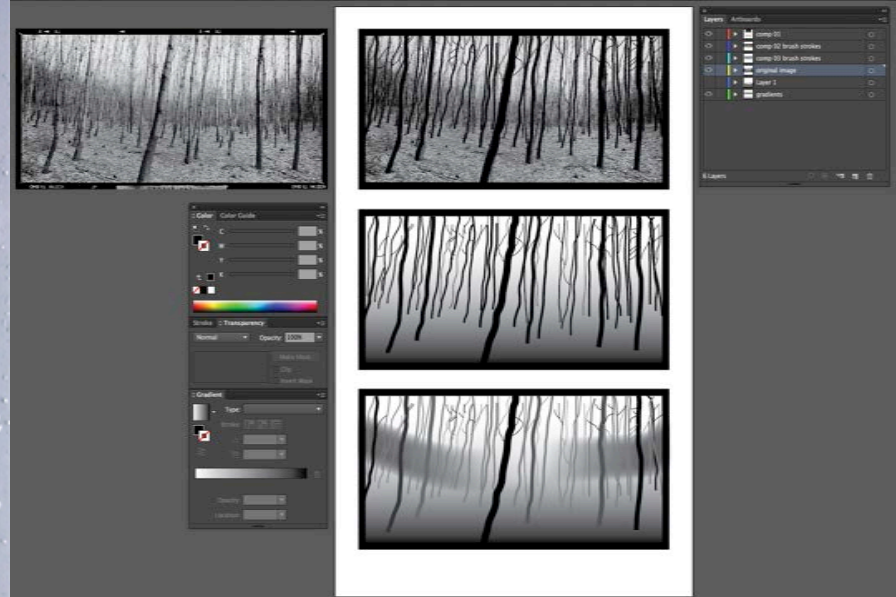


FOUNDATIONS of DIGITAL ART and DESIGN

Chapter 2 Notes

CHAPTER 2

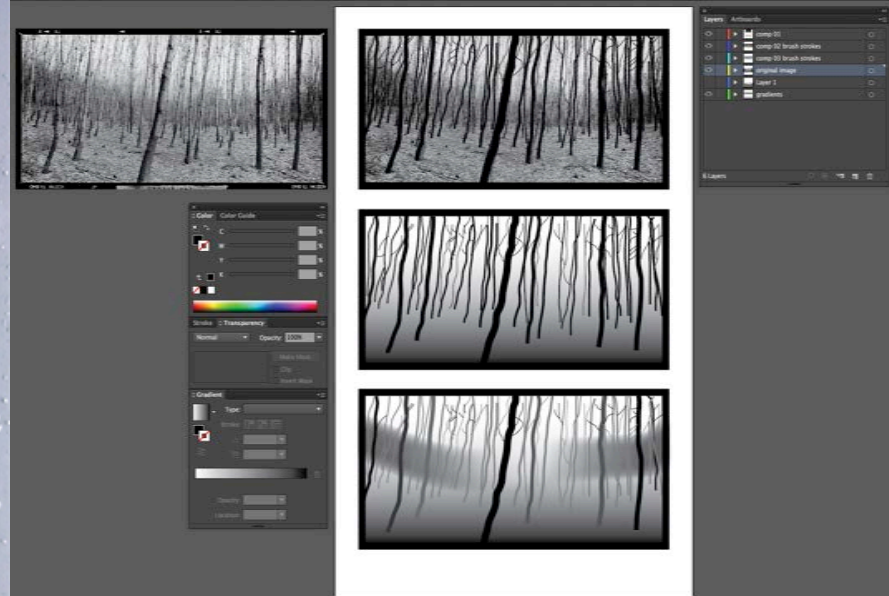
DRAWING EXPRESSIVE LINES



CHAPTER 2 Notes:

LINES

- Connect two or more dots
- Contrast through thickness
- Can be tight or loose
- Are implied at the baseline of type
- Are implied by directional design elements





The military guard stands in lines (rows) and marches in line (the direction from left to right along the red carpet). Notice the line quality of their bodies and the red flags in the background dividing each row. The flags and their holders are tight vertical lines. The carpet is a horizontal line. The guns and stepping legs are diagonal lines.

Direction



ETERNITY

The hour and minute hands spell
“Eternity” every 12 hours in this
clock’s composition of tight lines.

Eternity

Alicia Eggert and Mike Fleming



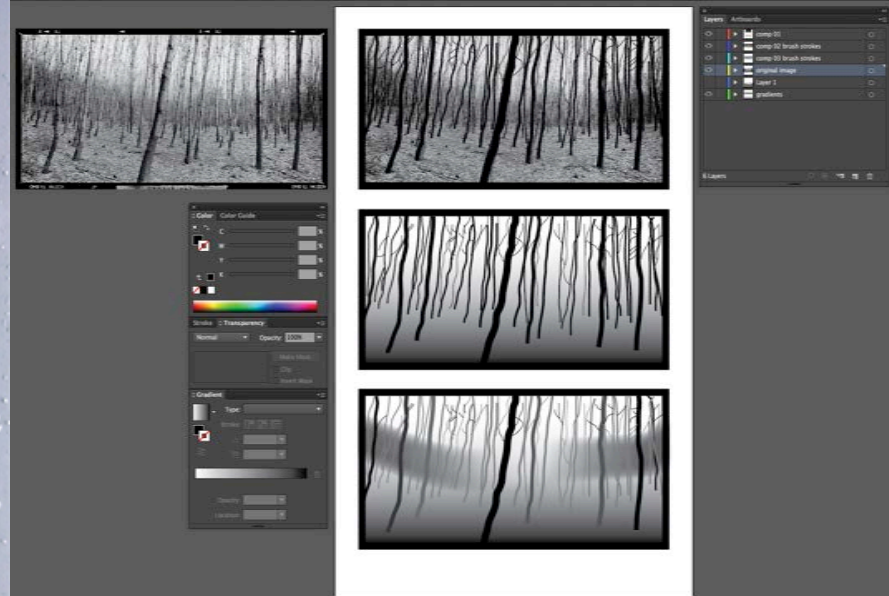
Tight lines are seen on the back side of Ludwig's installation as she sets up the plumbing and sensors for *Shiver*. On the front side, water drips from ceiling to floor in a loose line composition.

Shiver
Colleen Ludwig

CHAPTER 2 Notes:

SAVING AND SHARING FILES

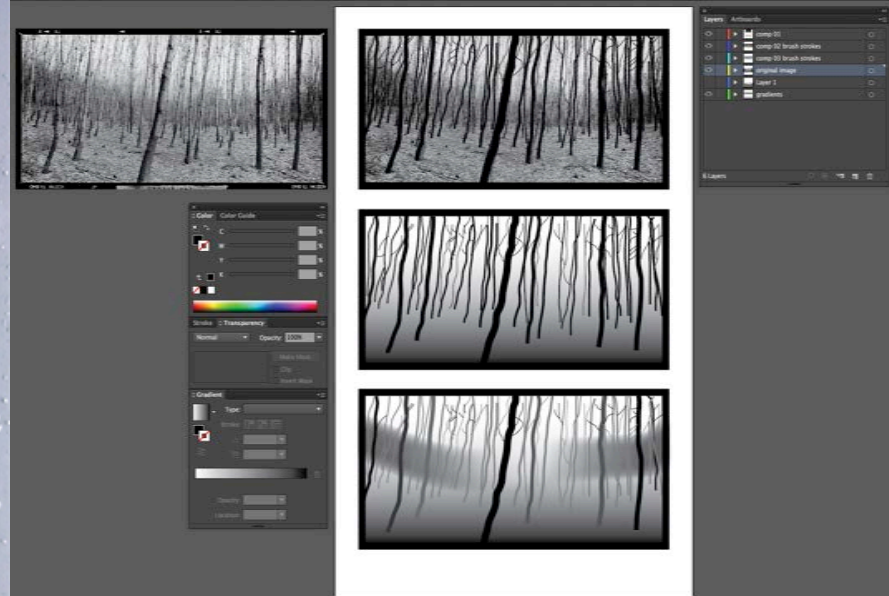
- Illustrator files are native files (.ai).
- PDF is a format used to save and share a native file.
- Always save a native and sharable file.
- Always follow naming conventions.

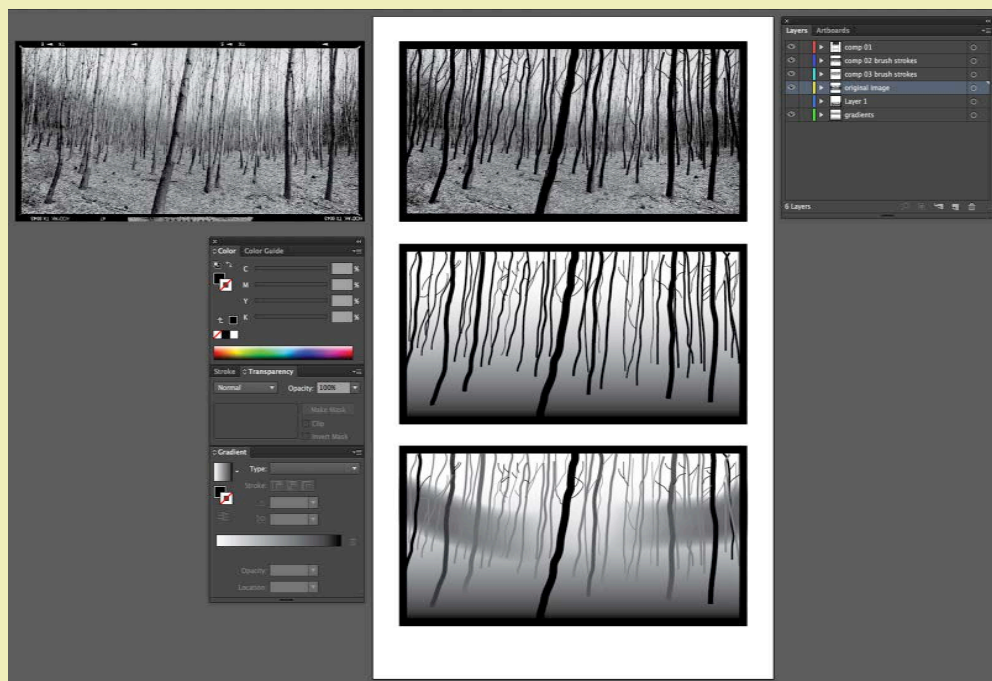


CHAPTER 2 Notes:

NAMING CONVENTIONS

- Use all lower case letters
- No spaces in the name (dash – is OK)
- No strange characters
- Always include the file extension
- x-burrough.pdf is an example of a file following naming conventions





Expressive lines found in nature are traced in Illustrator. You will modify the stroke (or line weight), shade, and transparency of the lines in your final composition.

WHAT YOU'LL MAKE

Chapter 2